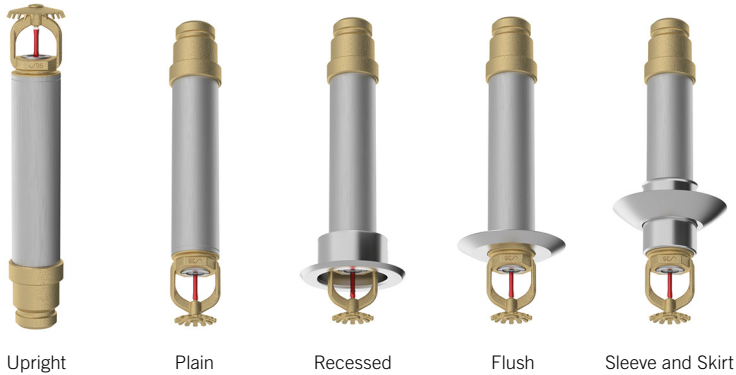


FIRELOCK™ AUTOMATIC SPRINKLERS

FIRELOCK SERIES DRY SPRINKLERS (V36) – K5.6 | 8.1 SI, K8.0 | 11.5 SI



FL-QR/DRY SPRINKLERS

Quick Response

Upright:

K5.6 | 8.1 SI, V3602
K8.0 | 11.5 SI, V3604

Pendent and

Recessed Pendent:

K5.6 | 8.1 SI, V3606
K8.0 | 11.5 SI, V3616

DOWNLOAD PUBLICATION

45.01

FL-SR/DRY SPRINKLERS

Standard Response

Upright:

K5.6 | 8.1 SI, V3601
K8.0 | 11.5 SI, V3603


Pendent and

Recessed Pendent:

K5.6 | 8.1 SI, V3605
K8.0 | 11.5 SI, V3615

DOWNLOAD PUBLICATION

45.51



FL-QR/DRY/SW SPRINKLERS

Quick Response

Horizontal Sidewall:

K5.6 | 8.1 SI, V3610
K8.0 | 11.5 SI, V3612

DOWNLOAD PUBLICATION

45.02

FL-SR/DRY/SW SPRINKLERS

Standard Response

Horizontal Sidewall:

K5.6 | 8.1 SI, V3609
K8.0 | 11.5 SI, V3611

DOWNLOAD PUBLICATION

45.52



Be sure to double check all details and specifications as dry sprinklers are made to order and are NON-CANCELLABLE and NON-REFUNDABLE once order is submitted.



V36 DRY SPRINKLER ORDER FORM

SHIP TO:

Name:	Date of Order:
Address:	Purchase Order:
	Ship Via:
City:	Tag:
State/Prov.:	Signature*:
Zip/Postal Code:	* I agree to purchase the dry sprinklers specified on this form, which are NON-RETURNABLE & NOT CANCELLABLE.

PART CODE CONFIGURATOR: Configure the part code with **options** from chart below. DO NOT circle pipe order lengths and increments. Input appropriate length and quantity for each in the chart below. Please attach additional forms if extra ordering space is needed. **Separate forms must be completed for each configuration ordered.**

S	36													
Class	Style	Connection	Deflector	Temperature ¹	Response	K-Factor	Sprinkler Finish	Escutcheon Finish	Pipe Length ² 1" Increments			Pipe Length ² ¼" Increments		Escutcheon Style
S	36 = V36	3 = 1" NPT 8 = 25mm BSPT H = 1" IGS without Coupling ³ L = 1" IGS with Coupling	A = Upright B = Pendent C = Horizontal Sidewall	A = 135°F/57°C C = 155°F/68°C F = 200°F/93°C J = 286°F/141°C	Q = Quick S = Standard	4 = 5.6K 5 = 8.0K	1 = Plain Brass 2 = Chrome 4 = White W = Bright White B = Black N = VC-250 ⁴ — = Custom ⁵	O = Same as Sprinkler Finish ⁶ X = Stainless Steel W = White (RAL 9010) Painted Stainless Steel	03 = 3" 11 = 11" 19 = 19" 04 = 4" 12 = 12" 20 = 20" 05 = 5" 13 = 13" 21 = 21" 06 = 6" 14 = 14" 22 = 22" 07 = 7" 15 = 15" 23 = 23" 08 = 8" 16 = 16" 24 = 24" 09 = 9" 17 = 17" ... up to 10 = 10" 18 = 18" 48 = 48"	0 = 0" 2 = ¼" 4 = ½" 6 = ¾"		10 = Plain Barrel 11 = Flush 12 = Recessed 13 = Sleeve & Skirt 14 = Extended 16 = Inter. Std. Pendent 17 = Interchangeable Escutcheons ⁷		

- 1 Not all temperature ratings are listed and approved for recessed applications. Refer to product submittal publication for details.
- 2 Pipe order length represents the face of the tee to the bottom of the ceiling. Refer to product submittal publication for details.
- 3 Only available as a replacement for IGS dry sprinkler.
- 4 VC-250 coating is only available with stainless steel escutcheons.
- 5 Customer must provide paint specification.
- 6 For Sprinkler Finish, 1 = Plain Brass, the escutcheon will be bright brass finish.
- 7 **Only available with pendent sprinklers;** Sleeve and Skirt, Recessed and Flush escutcheons included with a plain barrel sprinkler.

Total Sprinklers with specs identical to part code configuration above

Send completed order form to pickvic@victaulic.com

PIPE LENGTH: Available in ¼" increments

Quantity	Length	Quantity	Length	Quantity	Length	Quantity	Length

FIRELOCK™ AUTOMATIC SPRINKLERS

FIRELOCK SERIES DRY SPRINKLERS (V33) – K5.6 | 8.1 SI, K8.0 | 11.5 SI



FL-QR/DRY/C SPRINKLERS

Quick Response

Concealed Pendent:

K5.6 | 8.1 SI, V3302
K8.0 | 11.5 SI, V3304

DOWNLOAD PUBLICATION

45.03

FL-SR/DRY/C SPRINKLERS

Standard Response

Concealed Pendent:

K5.6 | 8.1 SI, V3301
K8.0 | 11.5 SI, V3303

DOWNLOAD PUBLICATION

45.53



Be sure to double check all details and specifications as dry sprinklers are made to order and are NON-CANCELLABLE and NON-REFUNDABLE once order is submitted.



V33 DRY SPRINKLER ORDER FORM

SHIP TO:

Name:		Date of Order:	
Address:		Purchase Order:	
		Ship Via:	
City:		Tag:	
State/Prov.:		Signature*:	
Zip/Postal Code:		* I agree to purchase the dry sprinklers specified on this form, which are NON-RETURNABLE & NOT CANCELLABLE.	

PART CODE CONFIGURATOR: Configure the part code with **options** from chart below. Input appropriate length and quantity for each in the chart below; do not circle pipe order lengths and increments. Please attach additional forms if extra ordering space is needed. **Separate forms must be completed for each configuration ordered.**

S	33		P					0			15
Class	Style	Connection	Deflector	Temperature	Response	K-Factor	Sprinkler Finish ¹	Escutcheon Finish	Pipe Length ² 1" Increments	Pipe Length ² ½" Increments	Escutcheon Style
S	33 = V33	3 = 1" NPT 8 = 25mm BSPT H = 1" IGS without Coupling ³ L = 1" IGS with Coupling	P = Concealed	A = 135°F/57°C C = 155°F/68°C F = 200°F/93°C	Q = Quick S = Standard	4 = 5.6K 5 = 8.0K	1 = Plain Brass 3 = Bright Brass D = Brushed Brass 2 = Chrome C = Brushed Chrome 4 = White W = Bright White G = Cream B = Black _ = Custom ⁴	0 = Same as Sprinkler Finish	04 = 4" 11 = 11" 19 = 19" 05 = 5" 12 = 12" 20 = 20" 06 = 6" 13 = 13" 21 = 21" 07 = 7" 14 = 14" 22 = 22" 08 = 8" 15 = 15" 23 = 23" 09 = 9" 16 = 16" 24 = 24" 10 = 10" 17 = 17" ... up to 18 = 18" 48 = 48"	0 = 0" 1 = ¼" 2 = ½" 3 = ¾" 4 = 1" 5 = 1½" 6 = 2" 7 = 2½"	15 = Concealed

- 1 Sprinkler Finish selection represents Cover Plate selection for Concealed options. Sprinkler Frame will be brass every time.
- 2 Pipe order length represents the face of the tee to the bottom of the ceiling. Refer to product submittal publication for details.
- 3 Only available as a replacement for IGS dry sprinkler.
- 4 Customer must provide paint specification.

Total Sprinklers with specs identical to part code configuration above	
---	--

PIPE LENGTH: Available in ½" increments

Send completed order form to pickvic@victaulic.com


Quantity	Length	Quantity	Length	Quantity	Length	Quantity	Length

FIRELOCK™ AUTOMATIC SPRINKLERS


FIRELOCK SERIES DRY SPRINKLERS (V40) – K11.2 | 16.1 SI



Flush



Recessed



Sleeve and Skirt

FL-QR/DRY/ST SPRINKLERS

Quick Response

Pendent and
Recessed Pendent:
K11.2 | 16.1 SI, V4002

DOWNLOAD PUBLICATION

45.04

FL-SR/DRY/ST SPRINKLERS

Standard Response

Pendent and
Recessed Pendent:
K11.2 | 16.1 SI, V4001

DOWNLOAD PUBLICATION

45.54



Be sure to double check all details and specifications as dry sprinklers are made to order and are **NON-CANCELLABLE** and **NON-REFUNDABLE** once order is submitted.



V40 DRY SPRINKLER ORDER FORM

SHIP TO:

Name:	Date of Order:
Address:	Purchase Order:
	Ship Via:
City:	Tag:
State/Prov.:	Signature*:
Zip/Postal Code:	* I agree to purchase the dry sprinklers specified on this form, which are NON-RETURNABLE & NOT CANCELLABLE.

PART CODE CONFIGURATOR: Configure the part code with **options** from chart below. DO NOT circle pipe order lengths and increments. Input appropriate length and quantity for each in the chart below. Please attach additional forms if extra ordering space is needed. **Separate forms must be completed for each configuration ordered.**

S
40

B

6

17

Class	Style	Connection	Deflector	Temperature ¹	Response	K-Factor	Sprinkler Finish	Escutcheon Finish	Pipe Length ²	Escutcheon Style
S	40 = V40	3 = 1" NPT 8 = 25mm BSPT H = 1" IGS without Coupling ³ L = 1" IGS with Coupling	B = Standard Pendent	C = 155°F/68°C F = 200°F/93°C J = 286°F/141°C	Q = Quick S = Standard	6 = 11.2K	2 = Chrome 4 = White N = VC-250 ⁴	O = Same as Sprinkler Finish X = Stainless Steel W = White (RAL 9010) Painted Stainless Steel	120 = 12" 180 = 18" 240 = 24" 300 = 30" 360 = 36"	17 = Plain barrel with interchangeable escutcheons ⁵

- 1 Not all temperature ratings are listed and approved for recessed applications. Refer to product submittal publication for details.
- 2 Pipe order length represents the face of the tee to the bottom of the ceiling. Refer to product submittal publication for details.
- 3 Only available as a replacement for IGS dry sprinkler.
- 4 VC-250 coating is only available with stainless steel escutcheons.
- 5 Sleeve and Skirt, Recessed and Flush escutcheons included.


Total Sprinklers with specs identical to part code configuration above	
---	--



Send completed order form to pickvic@victaulic.com

FIRELOCK™ AUTOMATIC SPRINKLERS

FIRELOCK SERIES DRY SPRINKLERS (V56 AND V81) – K5.6 | 8.1 SI, K8.0 | 11.5 SI



FL-QR/DRY/C SPRINKLERS

Quick Response

Concealed Pendent:

K5.6 | 8.1 SI, V5634
K8.0 | 11.5 SI, V8134

DOWNLOAD PUBLICATION

45.03

FL-SR/DRY/C SPRINKLERS

Standard Response

Concealed Pendent:

K5.6 | 8.1 SI, V5689
K8.0 | 11.5 SI, V8189

DOWNLOAD PUBLICATION

45.53



Be sure to double check all details and specifications as dry sprinklers are made to order and are NON-CANCELLABLE and NON-REFUNDABLE once order is submitted.



V56 AND V81 DRY SPRINKLER ORDER FORM

SHIP TO:

Name:	Date of Order:
Address:	Purchase Order:
	Ship Via:
City:	Tag:
State/Prov.:	Signature*:
Zip/Postal Code:	* I agree to purchase the dry sprinklers specified on this form, which are NON-RETURNABLE & NOT CANCELLABLE.

PART CODE CONFIGURATOR: Configure the part code with **options** from chart below. Input appropriate length and quantity for each in the chart below; do not circle pipe order lengths and increments. Please attach additional forms if extra ordering space is needed. **Separate forms must be completed for each configuration ordered.**

S			P						0			15
Class	Style	Connection	Deflector	Temperature	Response	K-Factor	Sprinkler Finish ¹	Escutcheon Finish	Pipe Length ² 1" Increments	Pipe Length ² ½" Increments	Escutcheon Style	
S	56 = V56 81 = V81	3 = 1" NPT 8 = 25mm BSPT H = 1" IGS without Coupling ³ L = 1" IGS with Coupling	P = Concealed	A = 135°F/57°C C = 155°F/68°C E = 175°F/79°C F = 200°F/93°C	Q = Quick S = Standard	4 = 5.6K 5 = 8.0K	1 = Plain Brass 3 = Bright Brass D = Brushed Brass 2 = Chrome C = Brushed Chrome 4 = White W = Bright White G = Cream B = Black _ = Custom ⁴	O = Same as Sprinkler Finish	03 = 3" 11 = 11" 19 = 19" 04 = 4" 12 = 12" 20 = 20" 05 = 5" 13 = 13" 21 = 21" 06 = 6" 14 = 14" 22 = 22" 07 = 7" 15 = 15" 23 = 23" 08 = 8" 16 = 16" 24 = 24" 09 = 9" 17 = 17" ... up to 10 = 10" 18 = 18" 48 = 48"	0 = 0" 1 = ¼" 2 = ½" 3 = ¾" 4 = 1" 5 = 1½" 6 = 2" 7 = 2½"	15 = Concealed	

- 1 Sprinkler Finish selection represents Cover Plate selection for Concealed options. Sprinkler Frame will be brass every time.
- 2 Pipe order length represents the face of the tee to the bottom of the ceiling. Refer to product submittal publication for details.
- 3 Only available as a replacement for IGS dry sprinkler.
- 4 Customer must provide paint specification.

Total Sprinklers with specs identical to part code configuration above	
---	--



Send completed order form to pickvic@victaulic.com

PIPE LENGTH: Available in ½" increments

Quantity	Length	Quantity	Length	Quantity	Length	Quantity	Length




SPRINKLER FITTING SYSTEMS

VICFLEX DRY SPRINKLER STYLE VS1

DOWNLOAD PUBLICATION

10.91



CONCEALED PENDENT SPRINKLERS

K5.6 | 8.1 SI

Standard Response, V3517
Quick Response, V3518
(Optional Clean Room Gasket)



PENDENT AND RECESSED PENDENT SPRINKLERS

K5.6 | 8.1 SI

Standard Response, V3505
Quick Response, V3506



HORIZONTAL SIDEWALL AND RECESSED HORIZONTAL SIDEWALL SPRINKLERS

K5.6 | 8.1 SI

Standard Response, V3509
Quick Response, V3510



Be sure to double check all details and specifications as dry sprinklers are made to order and are **NON-CANCELLABLE** and **NON-REFUNDABLE** once order is submitted.



VICFLEX™ STYLE VS1 DRY SPRINKLER ORDER FORM

SHIP TO:

Name:	Date of Order:
Address:	Purchase Order:
	Ship Via:
City:	Tag:
State/Prov.:	Signature*:
Zip/Postal Code:	* I agree to purchase the dry sprinklers specified on this form, which are NON-RETURNABLE & NOT CANCELLABLE.

PART CODE CONFIGURATOR: Configure the part code with **options** from chart below. DO NOT circle pipe order lengths and increments. Input appropriate length and quantity for each in the chart below. Please attach additional forms if extra ordering space is needed. **Separate forms must be completed for each configuration ordered.**

A	3F	□	□	□	□	4	□	□	□	□
Class	Style	Connection	Deflector	Temperature	Response	K-Factor	Sprinkler Finish	Escutcheon Finish	Flexible Sprinkler Length	Escutcheon Style
A = VicFlex™	3F = V35	3 = 1" NPT 8 = 25 mm BSPT	B = Pendent C = Horizontal Sidewall P = Concealed	A = 135°F/57°C C = 155°F/68°C E = 175°F/79°C F = 200°F/93°C J = 286°F/141°C	Q = Quick S = Standard	4 = 5.6K	4 = White (RAL 9010) ¹ N = VC-250 ^{2,3} B = Black ¹	X = Stainless Steel W = White (RAL 9010) Painted Stainless Steel O = Concealed, No Escutcheon ^{2,4} Y = Black Painted Stainless Steel	380 = 38" 500 = 50" 580 = 58"	12 = Recessed 13 = Sleeve & Skirt 15 = Concealed

- 1 Not available with Deflector P = Concealed.
- 2 Deflector P = Concealed is only available with Sprinkler Finish N = VC-250 Coating and Escutcheon Finish O = Concealed, No Escutcheon.
- 3 VC-250 coating is only available with stainless steel escutcheons. UL and FM approved corrosion resistant coating, and VdS and LPCB recognized and approved alternate coating. Appears chrome in color.
- 4 Coverplates sold separately.

Total Sprinklers with specs identical to part code configuration above

BRACKET SELECTION: Input quantity for each bracket size.

	Size	Victaulic Part No.	Boxes (5 Brackets per Box)
Style VB1: Wood and metal stud or joist	—	A000000SLV	
Style VB2: Recessed pendent, suspended lay-in tile ceilings	24"	A24TBAR000	
	48"	A48TBAR000	
Style VB3: Concealed pendent, suspended lay-in tile ceilings	24"	A240AQBVB3	
	48"	A480AQBVB3	
Style VB4: Sleeve and skirt pendent, suspended lay-in tile ceilings	24"	A240VB4VS1	
	48"	A480VB4VS1	
Style VB5: Data center ceilings, wood and metal stud or joist	24"	A240VB5001	
	48"	A480VB5001	
Style VBBA: For suspended, exposed and hard-lid ceilings, allows for above mount and cantilever mount	—	A000VBA001	



Send completed order form to pickvic@victaulic.com



SPRINKLER FITTING SYSTEMS

**DRY SPRINKLERS
FOR VICFLEX
STYLE AB6
BRACKET FOR
COLD STORAGE**

DOWNLOAD PUBLICATION

10.90



CONCEALED PENDENT SPRINKLERS

K5.6 | 8.1 SI

Standard Response, V3301
Quick Response, V3302

K8.0 | 11.5 SI

Standard Response, V3303
Quick Response, V3304



PENDENT AND RECESSED PENDENT SPRINKLERS

K5.6 | 8.1 SI

Standard Response, V3605
Quick Response, V3606

K8.0 | 11.5 SI

Standard Response, V3615
Quick Response, V3616



HORIZONTAL SIDEWALL SPRINKLERS

K5.6 | 8.1 SI

Standard Response, V3609
Quick Response, V3610

K8.0 | 11.5 SI

Standard Response, V3611
Quick Response, V3612



Be sure to double check all details and specifications as dry sprinklers are made to order and are **NON-CANCELLABLE** and **NON-REFUNDABLE** once order is submitted.



VICFLEX™ STYLE AB6 ASSEMBLY DRY SPRINKLER ORDER FORM

SHIP TO:

Name:	Date of Order:
Address:	Purchase Order:
	Ship Via:
City:	Tag:
State/Prov.:	Signature*:
Zip/Postal Code:	* I agree to purchase the dry sprinklers specified on this form, which are NON-RETURNABLE & NOT CANCELLABLE.

PART CODE CONFIGURATOR: Configure the part code with **options** from chart below. DO NOT circle pipe order lengths. Input appropriate length and quantity for each in the chart below. Please attach additional forms if extra ordering space is needed. **Separate forms must be completed for each configuration ordered.**

A											UB6		
---	--	--	--	--	--	--	--	--	--	--	-----	--	--

Class	Style	Connection	Deflector	Temperature	Response	K-Factor	Sprinkler Finish	Escutcheon Finish	Sprinkler Barrel Length	Escutcheon Style	Bracket Style	Hose Style	Hose Length
A = VicFlex™	33 = V33 ¹ (Concealed) 36 = V36 (Std. Pendent/ Horizontal Sidewall) 40 = V40 ² (Std. Pendent)	3 = 1" NPT	B = Std. Pendent C = Horizontal Sidewall ³ P = Concealed	C = 155°F/68°C F = 200°F/93°C J = 286°F/141°C	Q = Quick S = Standard	4 = 5.6K 5 = 8.0K 6 = 11.2K	2 = Chrome 4 = White (RAL 9010) B = Black N = VC-250 ⁴	0 = Painted Cold Rolled Steel, Finish Matches Sprinkler Finish X = Stainless Steel W = White (RAL 9010) Painted Stainless Steel	120 = 12" 180 = 18" 240 = 24" 300 = 30"	11 = Flush 12 = Recessed 13 = Sleeve & Skirt 15 = Concealed 17 = Interchangeable Escutcheons ⁵	UB6 = AB6	2 = AH2 (NPT) 3 = AH2 (BSPT) 8 = AH2-CC (Captured Coupling)	2 = 31" 4 = 48" 7 = 72"
A = VicFlex	41 = V41 ESFR Dry Pendent	L = 1" IGS with Coupling	S = Dry ESFR	D = 165°F/74°C G = 212°F/100°C	R = Fast Response	8 = 16.8K	1 = Plain Brass	X = Stainless Steel	240 = 24" 300 = 30" 360 = 36"	10 = Plain Barrel with Clamshell	UB6 = AB6	G = GH1	3 = 36"

- V33 Sprinkler only available with Temperature **C** (155°F | 68°C) or **F** (200°F | 93°C), Escutcheon Finish **0** (Painted Cold Rolled Steel, Finish Matches Sprinkler Finish), and Escutcheon Style **15** (Concealed).
- V40 Sprinkler only available with Deflector **B** (Standard Pendent), K-Factor **6** (K11.2), and Sprinkler Finish **2** (Chrome), **4** (White RAL 9010) and **N** (VC-250).
- Horizontal Sidewall not available with interchangeable escutcheons.
- VC-250 coating is only available with stainless steel escutcheons. UL and FM approved corrosion resistant coating, and VdS and LPCB recognized and approved alternate coating. Appears chrome in color. Not available with concealed sprinklers.
- Only available with pendent sprinklers;** Sleeve and Skirt, Recessed and Flush escutcheons included with a plain barrel sprinkler.

**Total Sprinklers with
specs identical to part code
configuration above**

Send completed order form to pickvic@victaulic.com




SPRINKLER FITTING SYSTEMS

FIRELOCK™ SERIES FL-QR/DRY/ESFR DRY, FAST RESPONSE PENDENT SPRINKLERS

DOWNLOAD PUBLICATION

45.11




DRY ESFR PENDENT SPRINKLERS

K16.8 | 24.25 SI

Fast Response, V4102

Barrel Length	Temp Rating		Victaulic Part Number
	°F	°C	
24	165	74	A41LSDR81X24010UB6G3
	212	100	A41LSGR81X24010UB6G3
30	165	74	A41LSDR81X30010UB6G3
	212	100	A41LSGR81X30010UB6G3
36	165	74	A41LSDR81X36010UB6G3
	212	100	A41LSGR81X36010UB6G3



Be sure to double check all details and specifications as dry sprinklers are made to order and are **NON-CANCELLABLE** and **NON-REFUNDABLE** once order is submitted.